



Middle School Story Episodes

1

**SIZING UP A
SITUATION**

2

Drawing Energy IN

3

**GET
WEATHER
SMART**

4

**GET PLACE
WISE**

5

**GET STORM
SURGE SMART**

6

**GET PREP
READY**

7

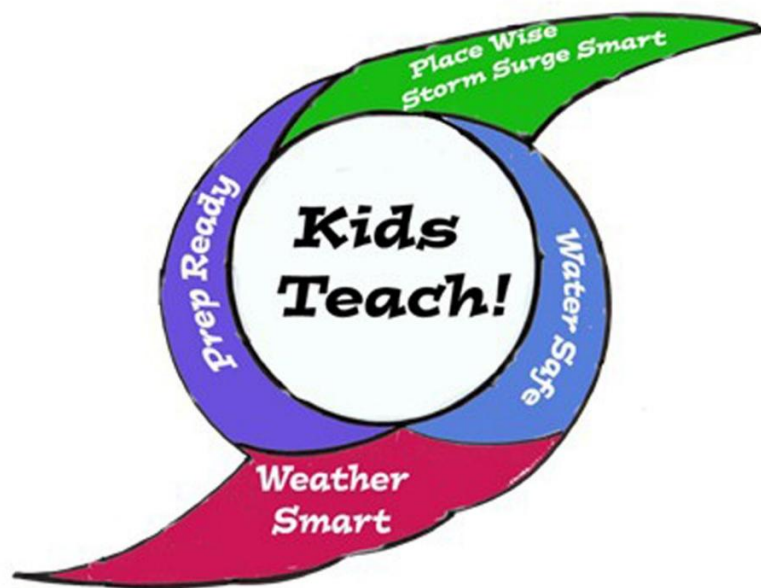
**GET WATER
SAFE**

8

**GAME ON
Show What
You Know**

9

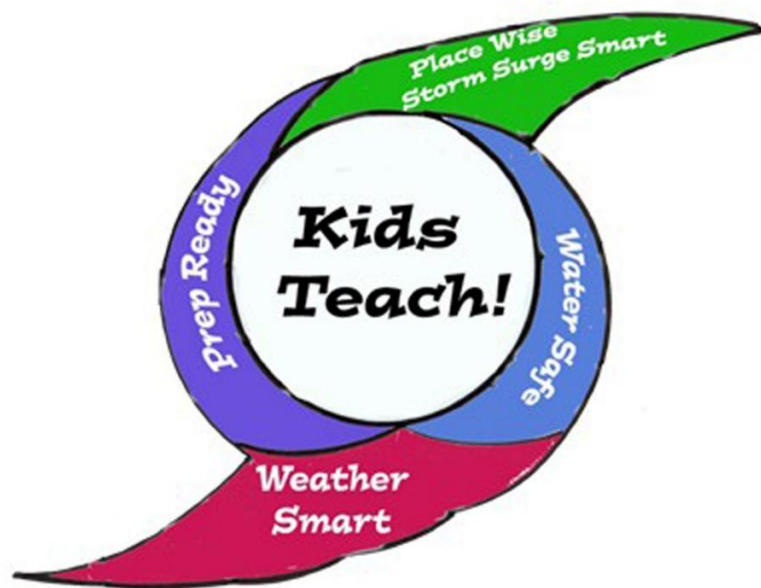
**KTFR LIVE!
Become a KTFR
Ambassador**



6 GET PREP READY!

TO AVOID A CRISIS, YOU GOTTA
MAKE A PLAN;

KNOW WHAT TO DO AND
UNDERSTAND.




6 GET PREP READY!

TO AVOID A CRISIS, YOU GOTTA
MAKE A PLAN;

KNOW WHAT TO DO AND
UNDERSTAND.

In this episode...

- This episode takes on one of the most important features of the Kids Teaching Flood Resilience program—the making of a Family Disaster Avoidance Plan and then following it.
- Key scenes from the film *Never Say Whatever, Especially in a Hurricane*, pace this learning experience.



Story Framework

HOW PREP READY ARE YOU?

7. Have you and your family downloaded (and know how to use) a tide chart app, the FEMA app, and the state emergency management department app?

8. Do you and your family always obey hurricane evacuation orders and leave?

9. Have you and your family 1) made a WRITTEN family emergency plan, including the phone numbers of emergency contacts; 2) identified your evacuation route; and 3) prepared an EMERGENCY KIT?

10. Do you think it's important to learn how to swim?

DON'T get in these SITUATIONS!

DANGER!

You got separated from your family, your cell phone died, and you did not have your written emergency contact numbers with you.

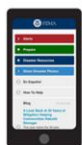
DANGER!

You and your family did not download the FEMA app to receive hazard alerts!

DANGER!

You haven't learned how to swim!

NOTICE the DANGER!!



Receive **realtime alerts** from the National Weather Service for up to five locations nationwide.

Learn **emergency safety tips** for over 20 types of disasters, including earthquakes, fires, hurricanes, tornadoes and more.

Locate open **emergency shelters** in your area and find **disaster recovery centers** where you can talk to FEMA. All persons.

Toggle between **English** and **Spanish**



SC Emergency Manager
South Carolina Emergency Management Division
Books & Reference
Everyone

Add to Wishlist

EMERGENCY CONTACTS AND FAMILY PLAN	EMERGENCY KIT	EMERGENCY ROUTES AND EVACUATION	EMERGENCY SHELTERS AND RECOVERY CENTERS
<p>EMERGENCY CONTACTS</p> <p>Name</p> <p>Relationship</p> <p>Cell phone</p> <p>Home phone</p> <p>Work phone</p> <p>Address</p> <p>City</p> <p>State</p> <p>Zip</p>	<p>EMERGENCY KIT</p> <p>Name</p> <p>Relationship</p> <p>Cell phone</p> <p>Home phone</p> <p>Work phone</p> <p>Address</p> <p>City</p> <p>State</p> <p>Zip</p>	<p>EMERGENCY ROUTES AND EVACUATION</p> <p>Name</p> <p>Relationship</p> <p>Cell phone</p> <p>Home phone</p> <p>Work phone</p> <p>Address</p> <p>City</p> <p>State</p> <p>Zip</p>	<p>EMERGENCY SHELTERS AND RECOVERY CENTERS</p> <p>Name</p> <p>Relationship</p> <p>Cell phone</p> <p>Home phone</p> <p>Work phone</p> <p>Address</p> <p>City</p> <p>State</p> <p>Zip</p>



KNOW WHAT TO DO TO KEEP YOU AND YOUR FAMILY SAFE!

There's a RAP for that!

To avoid a **CRISIS**, you gotta make a **PLAN**;
Know what to do and **UNDERSTAND**.
Use your **HEAD**.
Know your **ROUTE**;
And **STAY TOGETHER** if you have to
GET OUT!

Listen to us **KIDS**.
We **KNOW** what to **DO**.
No time to wait,
and we mean **YOU!**

Get Water Safe.
Do it for yourself.
Move in the water
'Cause it's good for
your health!



DO this for YOU!

Storymaking Tools



Trifold Board Display and lesson framework

Foldable Emergency Contacts and Plan



Get Prep Ready Do's and Don'ts



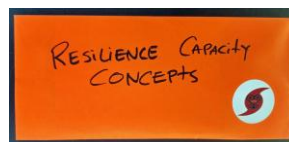
GAME ON / Practice SITUATION and POWER KNOWLEDGE Cards.



The GET HURRICANE SMART Rap



KTFR Sketchbook



**FAMILY EMERGENCY PLAN, EMERGENCY KIT,
EVACUATION ROUTE, SMART CELL PHONE USE &
EMERGENCY APPS**

What can we NOTICE, KNOW, and DO?

By the end of this lesson, I will be able to
say **I CAN USE DATA AND MODELS TO
TEACH** the following!

- ✓ What needs to be included in a family emergency plan.
- ✓ How to find and use emergency alert apps like those from FEMA and a state emergency management department.
- ✓ The importance of completing the Family Emergency Contact sheet.
- ✓ How to prepare to evacuate if necessary: Your evacuation route and what to pack in an emergency kit.
- ✓ Why you should never ever say **WHATEVER**, especially in a hurricane!

KTFR Lesson Story Staging



1. NOTICING

There's a SITUATION?

2. KNOWING

There's something I can learn that can help protect my family and me.

3. DOING

I can practice TEACHING this POWER KNOWLEDGE in ways I think can get people to listen and ACT!

We have a SITUATION!

AND, there's a RAP for That!



From your printed out **Situation Hurricane [game kit](#)**, pull out the Practice SITUATION and POWER KNOWLEDGE cards, and ask for volunteers to read the **purple NOT PREP READY SITUATION** with great expression. Demonstrate with this card:

DANGER! You got separated from your family, did not have your cell phone, and did not have your written emergency contact numbers with you. (Verse 4b)

Invite two volunteers to perform the **GET PREP READY VERSE 4b**. Here it is:

To avoid a crisis, you have to make a PLAN.
Know what to do and UNDERSTAND.
Use your HEAD.
Know your ROUTE.
And STAY TOGETHER if you have to GET OUT!

Do the same with the other GET PREP Ready rap verses!



GET PREP READY DO'S AND DON'TS

In this video, we'll once again re-visit the As-If world of our feature film, *Never Say Whatever, Especially in a Hurricane*.

There are two key scenes that focus on the Do's and Don'ts of hurricane preparation.

Let's start with this one:

In which Fretta screams that a hurricane is coming.

Landshark says, "WHATEVER," and you get the strong feeling that this is definitely NOT an attitude you should have when a hurricane is coming!



How Prep-Ready are YOU right now?

Recall that this work is about AVOIDING DISASTERS, because in Disasters, people die.

Think/Pair/Share: What do you think should be included in a **Hurricane Disaster Avoidance Plan**? Assuming you've been tracking an oncoming storm, what do you need to **KNOW** and **DO** to stay safe?

True or False: A cell phone call will go through faster than a text during an emergency situation when everyone's trying to use their phones.

Completing Your Family Emergency Contact Sheet

Click on the link above to download and print this one -page family emergency contact sheet that you can fold and keep with you at all times!

EMERGENCY CONTACTS AND FAMILY PLAN	FAMILY/FRIEND CONTACT INFORMATION Name: Address: Cell phone: E-mail: Name: Address: Cell phone: E-mail:	Name: Address: Cell phone: E-mail: Name: Address: Cell phone: E-mail:	Name: Address: Cell phone: E-mail: Name: Address: Cell phone: E-mail:
EMERGENCY PLAN CONTACT OUTSIDE THE CITY Name: Address: Cell phone: E-mail: EMERGENCY MEETING PLACE IF YOU GET SEPARATED Address: Directions:	CONTACTS IN CASE OF EMERGENCY Name: Address: Cell phone: E-mail:	TELEPHONE NUMBERS & IMPORTANT INFORMATION Police: Call 911 Doctor: Pharmacy: Veterinarian: Electric Company: Gas Company: Water Company:	EVACUATION BUS STOP LOCATION Address: LOCATION OF THE NEAREST SHELTER Address:

Packing an Emergency Kit

In the video, you're asked to imagine you are in a family of four and your adult family members have told you that your family will need to evacuate for a hurricane for up to several days.


Your family should pack a larger emergency kit, with supplies like those listed here on the FEMA [Ready.gov](https://www.fema.gov/ready) website. Be sure to download the FEMA app to receive alerts and get other potentially life-saving information.



You're told there may be limited access to electrical outlets where you're going. You won't be permitted to use precious cell phone battery to play video games on your phone either. You don't whine because you're NOT a child, right?



In your sketchbook, write the words “**My Emergency Backpack**” at the top of a page and draw in what you will pack in yours. You can find reference photos from which to draw. If you don’t want to draw, you can write the words for what you’d include in your own backpack.



TEST YOURSELF! HAVE YOU MASTERED THE POWER KNOWLEDGE FOR THIS DOMAIN?

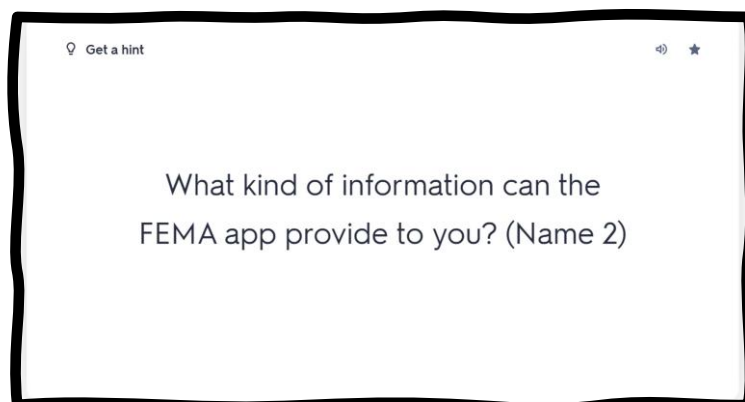
There are several ways to determine if you've mastered the **PREP-READY POWER KNOWLEDGE**.

Youth can pull up the [Practice POWER KNOWLEDGE cards to quiz themselves](#).

You can play a version of the SITUATION HURRICANE GAME using just the PK cards, dividing the class into two teams, red and blue.



Or, you can pull up and use [this great Quizlet activity](#), created by KTFR Teacher Leader, Mary Jacob McKinley!



Prep-Ready Power Knowledge Questions

True or False:

If you wait too late to evacuate, it may not be safe for first responders to help you at all.

Name at least five things you REALLY need to pack in your hurricane emergency kit.

True or False:

If you wait too late to evacuate, it may not be safe for first responders to help you at all.